

Hokkaido English Challenge 2023

Junior High School Test

Version 1

This test manuscript contains 14 pages (including this page). There should be enough duplicates of page 11, page 12, and page 13 to give a fresh copy to each student. There should also be one blank page for each student for note taking (page 14). Please make sure you have received all pages now.

If the test envelope does not contain the full 14 pages of the test manuscript plus enough student supplements, **temporarily suspend** administering the test to the current student and **immediately** contact the HEC Test Committee Chair. The test **should not** be administered in the event of missing test materials. A new test will be sent to you.

HEC Test Committee Chair:

Curran Chapman

hajet.hec.test@gmail.com

****ATTENTION!****

- There are **six sections** in this test.
- Please carefully read the directions before beginning each section.
- Some sections are timed while others are not.
- Students may take notes in certain sections.
- The student is NOT allowed to bring any notes into the test room.
- The student is NOT allowed to take notes during sections 1 and 2 of this test
- The student is allowed to take notes during sections 3, 4, 5, and 6 of this test.

Please watch the video immediately following the administration of the test. It is your responsibility to ensure that all your video entries are recorded properly. Improperly recorded tests will significantly limit your student's chances of success. HEC is not obliged to allow a retest or offer a refund.

CHECK YOUR RECORDINGS BEFORE YOU MAIL THEM!

SECTION ONE: WARM-UP QUESTIONS

This is a warm-up section. Please speak slowly and clearly. In step 3, please select questions you think your student will be most comfortable with. Remember that this is supposed to be fun; smile!

- Questions may be repeated once (asked twice in total).
- There is NO time limit.
- The student may NOT take notes.

Step 1: Please read the following introductory statement:

“Section One: Warm-up questions. I will ask you some easy questions.”

Step 2: Please ask the student both the following required questions:

1. What is your name?
2. How are you today?

Step 3: Please ask the student **five** additional questions from the following list. Please choose questions that you believe your student will be most comfortable with.

1. What is your favorite snack?
2. Where is your home?
3. Do you like spaghetti?
4. Can you play the violin?
5. Can you dance?
6. Who is your English teacher?
7. How do you come to school?
8. What music do you like?
9. What did you do on Friday?
10. What is your favorite game?
11. How many hats do you have?
12. Who is your favorite actor?
13. Do you like math?
14. What did you eat for dinner?
15. When do you usually take a bath?

SECTION TWO: PICTURE QUESTIONS

In this section, the student will be given a picture (Section 2: Picture – Student Copy). You will ask the student **three** required questions, and then the student will ask you **three** questions about the picture. Please give brief, relevant responses to your student’s questions.

- Questions addressed to the student may be repeated once (asked twice in total).
- There is an initial ONE MINUTE time limit to look at the picture and prepare. Following this initial minute, there is NO time limit.
- You MAY give a warning when there are 30 seconds left to look at the picture.
- The student may NOT take notes.


Step 1: Give the student the supplement titled Section 2: Picture Questions – Student Copy

Step 2: Read the following introductory statement: “Section Two: Picture Questions. Please look at this picture for one minute, then I will ask you three questions.”

Step 3: Once one minute has elapsed, ask the student the following questions one by one. Allow the student to respond between each question. Do not show the student the written questions. You may repeat each question once (asked twice in total).

1. What are these? (Point to the clouds)
2. What is he doing? (Point to boy listening to music on the bench)
3. How many people are there?

Step 4: Have the student ask you three questions about the picture. Suggested sentence: “Great! Now, please ask me three questions.” Please give brief and relevant responses to your student’s questions.



SECTION THREE: READING COMPREHENSION

In this section, the student will read a passage first silently and then aloud. The student will then be asked to respond to five comprehension questions.

- The student will have an initial limit of THREE MINUTES to silently look over the text. Following this time, there is NO time limit.
- You MAY give a warning when there are 30 seconds left to look at the passage.
- The student MAY take notes.
- Questions may be repeated an UNLIMITED number of times.

Step 1: Give the student the text passage on the page titled Section 3: Reading Passage – Student Copy.

Step 2: Read the following introductory statement: “Section Three: Reading Comprehension. Please read this text silently. You have three minutes.”

Step 3: After three minutes have elapsed, stop the student and have him or her read the text out loud to you. Suggested sentence: “OK. Now please read the text to me.”

Step 4: Please ask the student the following five questions. Allow the student to respond between each question. You may repeat the questions as many times as necessary.

1. Where is Anna?
2. Where did Anna go yesterday?
3. What did Anna eat for dinner yesterday?
4. What kind of movie did Anna watch?
5. What will Anna buy tomorrow?

Dear Ken,

Hi! How are you? I'm having fun in Canada. It's so snowy! It's very cold, so I want to drink hot tea.

Yesterday, I visited my grandmother's house. She lives here in Canada. She cooked soup for dinner. It was delicious! I want to eat her soup every day. After dinner, we watched a funny movie together. My grandmother loves funny movies. We laughed a lot. It was so fun!

I'm going to buy souvenirs with my friend tomorrow. I will also buy some tea! What kind of souvenir do you want? I will bring you something nice! See you soon.

Best,
Anna

SECTION FOUR: LISTENING COMPREHENSION

In this section, you will read a passage twice to the student and then ask four questions about the content.

- There is NO time limit.
- The student MAY take notes.
- The student may NOT see the text.
- The questions are asked only ONCE before the reading, but they may be repeated an UNLIMITED number of times after the text has been read.

Step 1: Read the following introductory sentence to the student: “Section Four: Listening Comprehension. You can take notes. There are four questions. First, I will read all the questions. Then, I will read the story two times. Then, I will ask you the four questions again, and you can give the answers. Here are the four questions:” (Questions are found following step 4.)

Step 2: Please slowly and clearly ask the student questions one through four. Do NOT leave enough time for the student to write down the questions word for word.

Step 3: Read the text twice with a small pause between the readings. Do NOT show the text to the student.

Step 4: Ask the student questions one through four again. Allow the student to respond between each question.

1. What do they both like to do?
2. Where did they go?
3. How many rice balls did Miki buy?
4. What kind of salad did Tomo buy?

Miki and Tomo are best friends. Miki likes swimming. Tomo likes running. They both like walking. On Saturday, Tomo wanted to run with Miki, but it was raining. So, they went to the pool instead. They swam for two hours. After swimming, they were very hungry! They went to the store to buy food. Miki bought three rice balls and apple juice. Tomo bought ramen salad and green tea. They ate their food at home. It was a fun Saturday!

SECTION FIVE: COMIC DESCRIPTION

In this section, the student will look at a simple comic and describe what he or she sees and thinks is happening.


- The student has THREE MINUTES of preparation time and TWO MINUTES to respond.
- You MAY give the student a 30 second warning before each of the time limits is up.
- The student MAY take notes.

Step 1: Give the student the page titled Section 5: Comic Description – Student Copy.

Step 2: Read the following introductory sentence: “Section Five: Comic Description. Please look at this picture for three minutes. Then, please tell me about it. You can use a pen and paper to make notes.”

Step 3: Allow the student to review the comic for three minutes. You may warn the student when there are only 30 seconds left.

Step 4: Once three minutes has elapsed, ask the student to tell you about the comic in two minutes. Suggested sentence: “Please tell me about this comic. You have two minutes. Ready? Go.” You may warn the student when there are only 30 seconds left.



SECTION SIX: TWENTY QUESTIONS

In this section, you take on the identity of a person, a place, or a thing. The student has six minutes to ask you 20 yes/no questions to gather information in order to determine your identity. You must take on the identity of the person, place, or thing indicated below. Information about each is provided. Please read the information before beginning this section.

- The student MAY take notes.
- Should the student guess your identity in fewer than 20 questions, you may play again using one of the remaining two identities. However the limit of 20 questions does NOT reset and the student will only have the remaining questions from the first round to determine the second identity.
- The game ends after six minutes, after a total of 20 questions have been asked, or after all three identities have been determined, whichever comes first.
- Please warn your student when there are only two questions left.
- You MAY warn the student when there are 30 seconds left.
- If you do not know the answer to a question, you may respond with “I don’t know,” and that question will NOT count towards the 20-question limit.
- You may only respond to questions that can be answered in a yes/no structure. However, nuanced answers such as “maybe,” “sometimes,” etc. may be given if a definite answer cannot be given. Please be sure your nuanced answer does not give excessive information. These questions WILL count towards the 20-question limit.

Step 1: Please read all the directions, rules, and identity descriptions before beginning this section.

Step 2: Please choose one of the three identities listed below that you believe the student would know best.

Step 3: Read the following introductory sentence: “Section 6: 20 Questions. We have six minutes. You can take notes. Please ask me yes-or-no questions. **pause** I’m a _____.” (Insert “person,” “place,” or “thing” as appropriate.) Please keep a tally of how many questions are asked.

Person	Kumamon
Place	France
Thing	Computer

Person: Kumamon

Kumamon is the mascot of Kumamoto Prefecture in the South of Japan. He's known for representing Kumamoto and being cute. He is arguably the most famous Japanese prefectural mascot.



From: Kumamoto, Japan

Birthday: March, 2011

Job: Represent Kumamoto and share all the amazing things about the prefecture. He often talks about delicious foods, specifically fruits and vegetables from the area.

Size: when he goes to events, he's usually about as tall as a human and a little wider.

Place: France

France is a country in northwestern Europe. It is one of the world's oldest nations.



Population: 66,218,000 (as of 2023)

Capital: Paris

Flag Colors: blue, white, and red

Official Language: French

President: Emmanuel Macron


Known for: Cheese, wine, the Eiffel Tower, fashion.

Neighboring Countries: Belgium, Luxembourg, Germany, Switzerland, Italy, Spain.

Junior Division

The test is now over. Please congratulate your student for his or her hard work. Collect all papers and test materials from the student. The student may NOT leave with any notes or testing materials.

SECTION TWO: PICTURE QUESTIONS - STUDENT COPY



SECTION THREE: READING COMPREHENSION - STUDENT COPY

Dear Ken,


Hi! How are you? I'm having fun in Canada. It's so snowy! It's very cold, so I want to drink hot tea.

Yesterday, I visited my grandmother's house. She lives here in Canada. She cooked soup for dinner. It was delicious! I want to eat her soup every day. After dinner, we watched a funny movie together. My grandmother loves funny movies. We laughed a lot. It was so fun!

I'm going to buy souvenirs with my friend tomorrow. I will also buy some tea! What kind of souvenir do you want? I will bring you something nice! See you soon.

Best,
Anna

SECTION FIVE: COMIC DESCRIPTION - STUDENT COPY



Junior Division

STUDENT NOTE PAGE