

2001

**Hokkaido English
Challenge**

Junior High School Test

This test contains a total of nine (9) pages, including this cover sheet.

Please contact the contest coordinator if you are missing any pages.

Section 1: Questions

Part A: Warm up questions

Directions:

Please ask your student FIVE questions from the following list. Speak slowly and clearly. Please ask, “What is your name?” first and then **any other FOUR** questions. These are warm up questions so please ask questions that your student is comfortable with.

Introductory sentence:

“Section 1, Part A, I will ask you five easy questions, OK?”

1. What is your name?

<p>2. How is the weather today? 3. What day of the week is it today? 4. What is your favourite sport? 5. What is the name of your school? 6. Who is your English teacher? 7. What is your favourite season of the year? 8. What food do you like? 9. Do you like baseball? 10. When is it your birthday? 11. What time is it now?</p>	<p>12. Do you have a brother? 13. What is the date today? 14. How tall are you? 15. Where do you live? 16. What is your favourite hobby? 17. Do you have a pet? 18. What music do you like? 19. What colour do you like? 20. What month of the year is it now?</p>
--	--

Part B: Questions about a picture

Directions:

Remove the page entitled “Section 1 Part B Picture – Students Copy.” Give this page to your student. Ask (don’t show) your student the following three questions about the picture.

Introductory sentence:

“Section 1, Part B. Please look at this picture (give the picture to the student). I will ask you three questions about it...OK?” (ask the questions)

Questions:

- 1. How many animals are in the picture?**
- 2. What is he doing? (point to the man swimming in the sea)**
- 3. What game are the boys playing? (point to the boys playing beach volleyball)**

Directions:


NOW, your student must ask you three (3) questions about the picture. (Please answer the questions for them.)

Introductory Sentence:

“Now, please will you ask me three questions about the picture”


Section 1, Part B Picture

AET Copy



Section 1, Part B Picture

Student Copy



Section 2: Text Comprehension

Directions

- a. Remove the page called “Section 2 Text: Students copy,” and give it to your student.
- b. He/She has 3 minutes to read it silently.
- c. Then, ask your student to read the text aloud.
- d. Then, please ask the five (5) questions below.
- e. Please do not help your student with the meaning of the words in the text. The students may refer to the text for their answers. Please speak slowly and clearly, and you may ask each question **TWICE**.

Questions:

1. Where does Sarah live?
2. Who is Sarah staying with?
3. Is Yuka good at snowboarding?
4. When will Sarah and Yuka go ice skating?
5. What does Sarah like watching?

Introductory Sentence:

“Section 2. Please read the text silently for three minutes.

(After three minutes)

Now, please read the text aloud.

(When the student is finished reading aloud)

Now I will ask you five questions about the text.”

ALT’s text copy:

Hello! My name is Sarah Smith. I am a Junior High School student. I live in London in England. This week I am on my vacation in Japan. I am staying with my friend Yuka. She lives in Nagano.

Yesterday, I went snowboarding with Yuka. She is very good. Tomorrow morning we will go ice skating, and then in the afternoon we will go to the cinema.

I really like ice skating and watching comedy movies. I don’t like snowboarding. It is too hard.

See you!

Section 2 text

Student's copy

Hello! My name is Sarah Smith. I am a Junior High School student. I live in London in England. This week I am on my vacation in Japan. I am staying with my friend Yuka. She lives in Nagano.

Yesterday, I went snowboarding with Yuka. She is very good. Tomorrow morning we will go ice skating, and then in the afternoon we will go to the cinema.

I really like ice skating and watching comedy movies. I don't like snowboarding. It is too hard.

See you!

Section 3: Twenty Questions

Directions:

- a. Listed below are three things: a person,
a place,
a thing,
- b. Choose one and tell your student which category you chose (person/place/thing).
- c. Have your student ask **Yes/No** questions to try and guess what-who-where you are.
- d. You are also allowed to answer “**Maybe**” or “**Sometimes**” but no other hints.
- e. If you don’t know the answer, say “**I don’t know**” and the question is **NOT** counted as one of the twenty.
- f. Please use a pen and paper to keep count of the number of questions asked, and keep track of time, for a maximum of **5 minutes**.
- g. If the student gets the answer before questions/time is up, they should continue asking questions until the time has elapsed.

Options

Person

Naoko Takahashi

(hints for those of you who don’t know it!!!
Olympic gold medalist in Sydney women’s
marathon. Unmarried, nickname Q-chan,
in her late 20s. First Japanese female to
win a gold in track and field for Japan.)

Place

New Zealand

Thing

Elephant

Introductory sentence:

“For section three we are going to play twenty questions. I am a person/place/thing.
Please ask me yes/no questions to find out who/what I am. Ok, let’s go.”

Section 5: Comic Strip Descriptions

Directions:

- Please remove the page titled "Section 5 Comic Strip, Student's Copy" and give it to your student.
- They have three minutes to look at it and then they have to tell you anything they can about it. They have a maximum of four minutes to describe the comic strip.
- They are allowed to make notes if they want to.
- You may want to tell the students that they have to tell you about the comic strip (what is going on, what story is happening/occurring, etc. ...), not to memorize it.


Introductory Sentence:

*"Section 5 is the comic strip description. (give the comic strip to the student)
Please look at this comic strip for three minutes, You can use this pen and paper to make notes if you want to."*

(After three minutes)

"Now, please tell me about the comic strip."

Comic Strip, ALT Copy



Section 5 Comic Strip

Student's Copy

