

Senior Division

# Hokkaido English Challenge

## 2015

### Senior High School Test

### Test 1

This test manuscript contains 11 pages (including this page). There should be enough duplicates of all sample pages to give a fresh copy to each student. There should also be one blank page for each student for note taking. Please make sure you received all pages now.

If the test envelope does not contain the full 11 pages of the test manuscript plus enough student supplements, please conduct the test as far as possible, and then contact the HEC Test Coordinator immediately afterwards:

Catrina Caira  
[hec.test@hjet.org](mailto:hec.test@hjet.org)

**\*\*ATTENTION!\*\***

- There are **six sections** in this test.
- Please carefully read the directions before beginning each section.
- Some sections are timed while others are not.
- Students may take notes in certain sections.
- Students may NOT take any notes or other materials away with them after the test.

Please watch the video immediately following the administration of the test. It is your responsibility to ensure that all your video entries are recorded properly. Improperly recorded tests will significantly limit your student's chances of success. HEC is not obliged to allow a retest or offer a refund.

**CHECK YOUR RECORDINGS BEFORE YOU MAIL THEM!**

Senior Division

## SECTION ONE: WARM-UP QUESTIONS

This is a warm-up section. Please speak slowly and clearly. In step 3, please select questions you think your student will be most comfortable with. Remember that this is supposed to be fun; smile!

- Questions may be repeated once (asked twice in total).
- There is NO time limit.
- The student may NOT take notes.

**Step 1:** Please read the following introductory statement:

“Section One: Warm-up questions. I will ask you some easy questions.”

**Step 2:** Please ask the student the following three required questions:

What is your name?

How old are you?

What is the name of your school?

**Step 3:** Please ask the student five additional questions from the following list. Please choose questions that you believe your student will be most comfortable with.

- What is your favourite food?
- What is the cutest animal you've ever seen?
- What is the scariest animal in Japan?
- What kind of job would you like to try?
- Which famous singer or actor would you like to meet?
- What is your favourite video game?
- What is your favourite manga?
- Who is the most famous person in Japan?
- If you went to a vending machine right now which drink would you buy?
- What colour are your shoes?
- What are you eating for lunch today?
- If someone wanted to get you a present, what should they give you?
- What is your favourite thing that you brought to school today?
- If you were very tired, where would you go to sleep at school?
- If you went to a Halloween party, what costume would you wear?

Senior Division

## SECTION TWO: PICTURE QUESTIONS

In this section, the student will be given a picture (Section 2: Picture – Student Copy). You will ask the student three required questions, and then the student will ask you three questions about the picture. Please give brief, relevant responses to your student's questions.

- Questions addressed to the student may be repeated once (asked twice in total).
- There is NO time limit.
- The student may NOT take notes.

**Step 1:** Give the student the supplement titled Section 2: Picture – Student Copy

**Step 2:** Read the following introductory statement: "Section Two: Picture Questions. Please look at this picture. I will ask you three questions."


**Step 3:** Ask the student the following questions one by one. Allow the student to respond between each question. Do not show the student the written questions. You may repeat each question once (asked twice in total).

How many animals are in the picture?

What is the little girl holding?

How is the little girl feeling?

**Step 4:** Have the student ask you three questions about the picture. Suggested sentence: "Great! Now, please ask me three questions." Please give brief and relevant responses to your student's questions.



Senior Division

### SECTION THREE: HOW TO...

In this section, the student will demonstrate his or her ability to explain a process in a systematic and methodical way. You will ask the student to describe how to do one of the tasks or activities listed step one.

- There is NO time limit.
- The student may NOT take notes.

**Step 1:** Choose one of the three 'How to...' options below:

- How do you cook rice?
- How do you make a snowman?
- How do you ride a bus?

**Step 2:** Please read the following introductory sentence to the student:

"Let's begin Section 3. I will ask you how to do something. Tell me as much as you can. Ready? Please tell me how to \_\_\_\_\_." (*insert your selection*)

Senior Division

## SECTION FOUR: LISTENING COMPREHENSION

In this section, you will read a passage twice to the student and then ask four questions about the content.

- There is NO time limit.
- The student MAY take notes.
- The student may NOT see the text.
- The questions are asked only ONCE before the reading, but they may be repeated an UNLIMITED number of times after the text has been read.

**Step 1:** Read the following introductory sentence to the student: "Section Four: Listening Comprehension. You can take notes. There are four questions. First, I will read all the questions. Then, I will read the story twice. Then, I will ask you the four questions again, and you can give the answers. Here are the four questions:" (Questions are found following step 4.)

**Step 2:** Please slowly and clearly ask the student questions one through four. Do NOT leave enough time for the student to write down the questions word for word.

**Step 3:** Read the text twice with a small pause between the readings. Do NOT show the text to the student.

**Step 4:** Ask the student questions one through four again. Allow the student to respond between each question.

1. Where is Jack from?
2. Why was Jack late for school?
3. What did Jack forget?
4. Why was Jack embarrassed?

In America, Jack could wear his outdoor shoes inside the school. But in Japan, Jack must take his shoes off and put on clean ones when he enters the school.

One day, after winter break, Jack overslept and was very late. He was in a hurry to get to school on time. But he forgot to bring his clean indoor shoes from home. Because he forgot his shoes Jack's school made him wear ugly slippers the whole day and he was very embarrassed.

After that Jack never forgot his shoes again.

Senior Division

## SECTION FIVE: COMIC DESCRIPTION:

In this section, the student will look at a simple comic and describe what he or she sees and thinks is happening.


- The student has THREE MINUTES of preparation time and FOUR MINUTES to respond.
- You MAY give the student a 30 second warning before each of the time limits is up.
- The student MAY take notes.

**Step 1:** Give the student the page titled Section 5: Comic – Student Copy.

**Step 2:** Read the following introductory sentence: “Section Five: Comic Description. Please look at this picture for three minutes. Then, please tell me about it. You can use a pen and paper to make notes.”

**Step 3:** Allow the student to review the comic for three minutes. You may warn the student when there are only 30 seconds left.

**Step 4:** Once three minutes has elapsed, ask the student to tell you about the comic in two minutes. Suggested sentence: “Please tell me about this comic. You have four minutes. Ready? Go.” You may warn the student when there are only 30 seconds left.



Senior Division

## SECTION SIX: TWENTY QUESTIONS

In this section, you take on the identity of a person, a place, or a thing. The student has five minutes to ask you 20 yes/no questions to gather information in order to determine your identity. You must take on the identity of the person, place, or thing indicated below. Information about each is provided. Please read the information before beginning this section.

- The student MAY take notes.
- Should the student guess your identity in fewer than 20 questions, you may play again using one of the remaining two identities. However the limit of 20 questions does NOT reset and the student will only have the remaining questions from the first round to determine the second identity.
- The game ends after five minutes, after a total of 20 questions have been asked, or after all three identities have been determined, whichever comes first.
- Please warn your student when there are only two questions left.
- You MAY warn the student when there is 30 seconds left.
- If you do not know the answer to a question, you may respond with “I don’t know,” and that question will NOT count towards the 20-question limit.
- You may only respond to questions that can be answered in a yes/no structure. However, nuanced answers such as “maybe,” “sometimes,” etc. may be given if a definite answer cannot be given. Please be sure your nuanced answer does not give excessive information. These questions WILL count towards the 20-question limit.

**Step 1:** Please read all the directions, rules, and identity descriptions before beginning this section.

**Step 2:** Please choose one of the three identities listed below that you believe the student would know best.

**Step 3:** Read the following introductory sentence: “Section 6: 20 Questions. We have five minutes. You can take notes. Please ask me yes-or-no questions. *\*pause\** I’m a \_\_\_\_\_.” (Insert “person,” “place,” or “thing” as appropriate.) Please keep a tally of how many questions are asked.

**Senior** Division

Shinzo Abe

Hawaii

banana


---

The test is now over. Please congratulate your student for his or her hard work. Collect all papers and test materials from the student. The student may NOT leave with any notes or testing materials.



Senior Division

Section 2: Student – Picture



Senior Division

Section 5: Comic – Student Copy



**Senior** Division

Note Page: Student – Copy