

Hokkaido English Challenge

JHS Test 2025

Junior High School Test V1

This test manuscript contains 12 pages (including this page). There should be enough duplicates of page 9, page 10, and page 11 to give a fresh copy to each student. There should also be one page for each student for note taking (labeled “Student Note Page”). Please make sure you have received all pages now.

If the test envelope does not contain the full 12 pages of the test manuscript plus enough student supplements, **temporarily suspend** administering the test to the current student and **immediately** contact the HEC Test Committee Chair. The test **should not** be administered in the event of missing test materials. A new test will be sent to you.

HEC Test Committee Chair:

Joshua Martin-Corrales

hajet.hec.test@gmail.com

****ATTENTION!****

- There are **six sections** in this test.
- Please carefully read the directions before beginning each section.
- Some sections are timed while others are not.
- Students may take notes in certain sections.
- The student is NOT allowed to bring any notes into the test room.
- The student is NOT allowed to take notes during sections 1 and 2 of this test
- The student is allowed to take notes during sections 3, 4, 5, and 6 of this test.

Please watch the video immediately following the administration of the test. It is your responsibility to ensure that all your video entries are recorded properly. Improperly recorded tests will significantly limit your student’s chances of success. HEC is not obliged to allow a retest or offer a refund.

CHECK YOUR RECORDINGS BEFORE YOU MAIL THEM!

SECTION ONE: WARM-UP QUESTIONS

This is a warm-up section. Please speak slowly and clearly. In step 3, please select questions you think your student will be most comfortable with. Remember that this is supposed to be fun; smile!

- Questions may be repeated once (asked twice in total).
- There is NO time limit.
- The student may NOT take notes.

Step 1: Please read the following introductory statement:

“Section One: Warm-up questions. I will ask you some easy questions.”

Step 2: Please ask the student both the following required questions:

1. What is your name?
2. How are you today?

Step 3: Please ask the student **five** additional questions from the following list. Please choose questions that you believe your student will be most comfortable with.

1. What did you eat for breakfast?
2. When is your birthday?
3. Who is your English teacher?
4. What sport do you like?
5. Where are you from?
6. What is your favorite season?
7. Can you ride a bike?
8. How old are you?
9. How did you come to school?
10. Do you like science?
11. Do you have any pets?
12. What time did you wake up today?
13. Can you swim?
14. Do you like rice or bread?
15. What time is it?

SECTION TWO: PICTURE QUESTIONS

In this section, the student will be given a picture (Section 2: Picture Questions – Student Copy). You will ask the student **three** required questions, and then the student will ask you **three** questions about the picture. Please give brief, relevant responses to your student's questions.

- Questions addressed to the student may be repeated once (asked twice in total).
- There is an initial ONE MINUTE time limit to look at the picture and prepare. Following this initial minute, there is NO time limit.
- You MAY give a warning when there are 30 seconds left to look at the picture.
- The student may NOT take notes.

Step 1: Give the student the supplement titled Section 2: Picture Questions – Student Copy

Step 2: Read the following introductory statement: "Section Two: Picture Questions. Please look at this picture for one minute, then I will ask you three questions."

Step 3: Once one minute has elapsed, ask the student the following questions one by one. Allow the student to respond between each question. Do not show the student the written questions. You may repeat each question once (asked twice in total).

1. What's this? (point to the car)
2. What is this boy doing? (point to the sleeping boy on the tent)
3. How many animals are there?

Step 4: Have the student ask you three questions about the picture. Suggested sentence: "Great! Now, please ask me three questions." Please give brief and relevant responses to your student's questions.



SECTION THREE: READING COMPREHENSION

In this section, the student will read a passage first silently and then aloud. The student will then be asked to respond to five comprehension questions.

- The student will have an initial limit of THREE MINUTES to silently look over the text. Following this time, there is NO time limit.
- You MAY give a warning when there are 30 seconds left to look at the passage.
- The student MAY take notes.
- Questions may be repeated an UNLIMITED number of times.

Step 1: Give the student the text passage on the page titled Section 3: Reading Comprehension – Student Copy.

Step 2: Read the following introductory statement: “Section Three: Reading Comprehension. Please read this text silently. You have three minutes.”

Step 3: After three minutes have elapsed, stop the student and have him or her read the text out loud to you. Suggested sentence: “OK. Now please read the text to me.”

Step 4: Please ask the student the following five questions. Allow the student to respond between each question. You may repeat the questions as many times as necessary.

1. Where is Joe now?
2. What season is it?
3. Where did Joe go with his friends?
4. What clubs does Joe want to join?
5. Why is Joe sad?

Dear Adam,

How are you? I am in Tokyo now. It's very big and there are many people. It's spring now, so we can see cherry blossoms. They are so pretty. I want to see cherry blossoms with you!

I like my new school. My teacher is nice, and I have new friends. Yesterday, I went to a restaurant with my friends. I ate curry. It was delicious! After the restaurant, we went to the zoo. It was fun to see many animals.

I want to join a club at my new school. I want to join the soccer club, but I also like the music club. I can't choose!

I like Tokyo, but I'm sad because I can't meet you. Come visit Tokyo! I will show you interesting places.

Your friend,
Joe

SECTION FOUR: LISTENING COMPREHENSION

In this section, you will read a passage twice to the student and then ask four questions about the content.

- There is NO time limit.
- The student MAY take notes.
- The student may NOT see the text.
- The questions are asked only ONCE before the reading, but they may be repeated an UNLIMITED number of times after the text has been read.

Step 1: Read the following introductory sentence to the student: "Section Four: Listening Comprehension. You can take notes. There are four questions. First, I will read all the questions. Then, I will read the story two times. Then, I will ask you the four questions again, and you can give the answers. Here are the four questions:" (Questions are found following step 4.)

Step 2: Please slowly and clearly ask the student questions one through four. Do NOT leave enough time for the student to write down the questions word for word.

Step 3: Read the text twice with a small pause between the readings. Do NOT show the text to the student.

Step 4: Ask the student questions one through four again. Allow the student to respond between each question. There is no time-limit on this section, but if 3 minutes have passed and a student seems to be struggling, you are strongly encouraged to move on.

1. Where did Sara go?
2. Did Sara like the beach?
3. What did Sara like to eat?
4. Does Sara want to go to Okinawa again?

Sara went to Okinawa with her family. It was very hot. Sara doesn't like hot weather, but she went to the beach every day. At the beach, the water was cold. There were many interesting fish in the water. Sara was happy at the beach.

Sara ate delicious food in Okinawa. It was fun to eat many different foods. She liked to eat taco rice. The fruit was also sweet and delicious. Even though it was hot, Sara wants to go to Okinawa again.

SECTION FIVE: COMIC DESCRIPTION

In this section, the student will look at a simple comic and describe what he or she sees and thinks is happening.

- The student has THREE MINUTES of preparation time and TWO MINUTES to respond.
- You MAY give the student a 30 second warning before each of the time limits is up.
- The student MAY take notes.

Step 1: Give the student the page titled Section 5: Comic Description – Student Copy.

Step 2: Read the following introductory sentence: “Section Five: Comic Description. Please look at this picture for three minutes. Then, please tell me about it. You can use a pen and paper to make notes.”

Step 3: Allow the student to review the comic for three minutes. You may warn the student when there are only 30 seconds left.

Step 4: Once three minutes has elapsed, ask the student to tell you about the comic in two minutes. Suggested sentence: “Please tell me about this comic. You have two minutes. Ready? Go.” You may warn the student when there are only 30 seconds left.



SECTION SIX: TWENTY QUESTIONS

In this section, you take on the identity of a person, a place, or a thing. The student has six minutes to ask you 20 yes/no questions to gather information in order to determine your identity. You must take on the identity of the person, place, or thing indicated below. Information about each is provided. Please read the information before beginning this section.

- The student MAY take notes.
- Should the student guess your identity in fewer than 20 questions, you may play again using one of the remaining two identities. However the limit of 20 questions does NOT reset and the student will only have the remaining questions from the first round to determine the second identity.
- The game ends after six minutes, after a total of 20 questions have been asked, or after all three identities have been determined, whichever comes first.
- Please warn your student when there are only two questions left.
- You MAY warn the student when there are 30 seconds left.
- If you do not know the answer to a question, you may respond with “I don’t know,” and that question will NOT count towards the 20-question limit.
- You may only respond to questions that can be answered in a yes/no structure. However, nuanced answers such as “maybe,” “sometimes,” etc. may be given if a definite answer cannot be given. Please be sure your nuanced answer does not give excessive information. These questions WILL count towards the 20-question limit.
- Any and all guesses will also count towards the 20-question limit.

Step 1: Please read all the directions, rules, and identity descriptions before beginning this section.

Step 2: Please choose one of the three identities listed below that you believe the student would know best.

Step 3: Read the following introductory sentence: “Section 6: 20 Questions. We have six minutes. You can take notes. Please ask me yes-or-no questions. **pause** I’m a _____.” (Insert “person,” “place,” or “thing” as appropriate.) Please keep a tally of how many questions are asked.

Person: Shohei Ohtani

Place: Hakodate

Thing: Bicycle

Person: Shohei Ohtani



Shohei Ohtani is a Japanese professional baseball pitcher and designated hitter for the Los Angeles Dodgers of Major League Baseball. Nicknamed "Shotime", he has previously played in MLB for the Los Angeles Angels and in Nippon Professional Baseball for the Hokkaido Nippon-Ham Fighters. [Wikipedia]

Birthday: July 5th, 1994

Age: 26

Hair: black

Eyes: brown

Height: 193 cm

Nationality: Japanese

Born in: Iwate, Japan

Lives in: California, USA

Place: Hakodate



Hakodate (函館市, *Hakodate-shi*) is a city and port located in Oshima Subprefecture, Hokkaido, Japan. It is the capital city of Oshima Subprefecture. As of January 31, 2024, the city had an estimated population of 239,813 with 138,807 households, and a population density of 354 persons per km² (920 persons per mi²). The total area is 677.86 square kilometres (261.72 sq mi). The city is the third biggest in Hokkaido after Sapporo and Asahikawa.


The city is well known for seafood and sushi.

Hakodate shio (salt) ramen is also a famous specialty of the city. [Wikipedia]

Thing: Bicycle

The test is now over. Please congratulate your student for his or her hard work. Collect all papers and test materials from the student. The student may NOT leave with any notes or testing materials.

SECTION TWO: PICTURE QUESTIONS – STUDENT COPY



SECTION 3: READING COMPREHENSION – STUDENT COPY

Dear Adam,

How are you? I am in Tokyo now. It's very big and there are many people. It's spring now, so we can see cherry blossoms. They are so pretty. I want to see cherry blossoms with you!


I like my new school. My teacher is nice, and I have new friends. Yesterday, I went to a restaurant with my friends. I ate curry. It was delicious! After the restaurant, we went to the zoo. It was fun to see many animals.

I want to join a club at my new school. I want to join the soccer club, but I also like the music club. I can't choose!


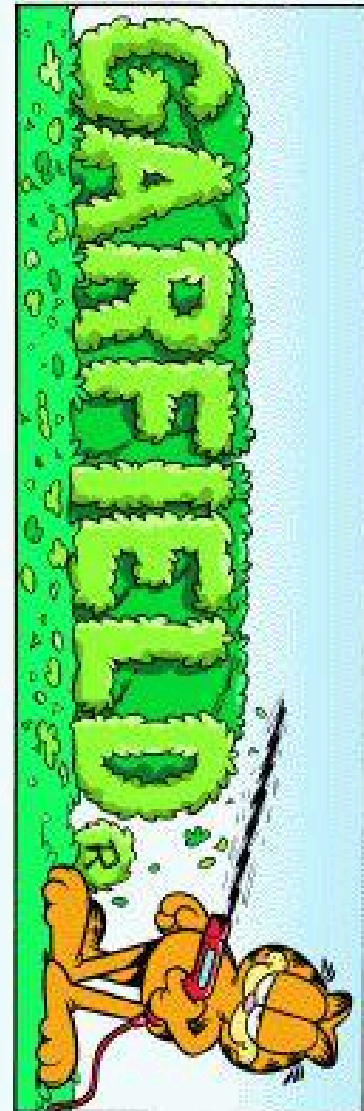
I like Tokyo, but I'm sad because I can't meet you. Come visit Tokyo! I will show you interesting places.

Your friend,
Joe

SECTION 5: COMIC DESCRIPTION – STUDENT COPY



© 2003 PAWS, INC. All Rights Reserved.



STUDENT NOTE PAGE